

## L O B



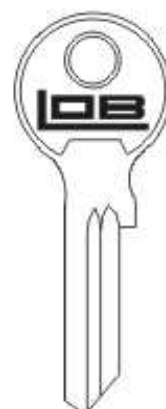
LOB 1



LOB 1L



LOB 1P



LOB 2



AM100



AM103



AP003



AP100



AP101

## B A R C Z

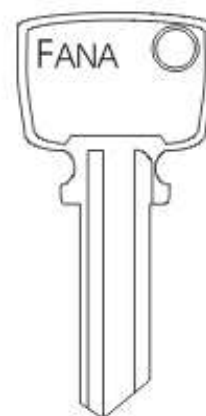


KL BARCZ SZEROKI



KL BARCZ WĄSKI

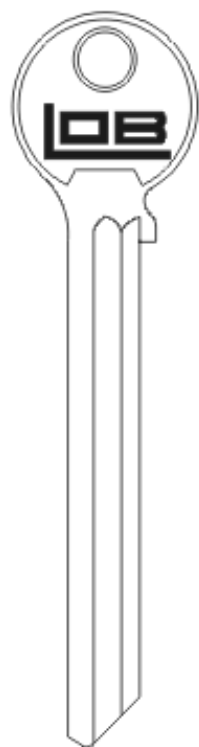
## F A N A



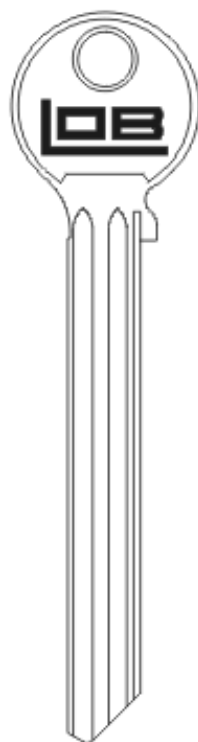
FAN2K

L O B

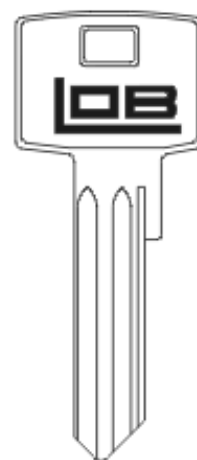
profile zastrzeżone



KL WP 10L



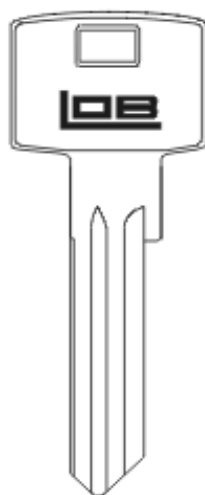
AB406



AD105



AD114



AD600



AD601



AF101

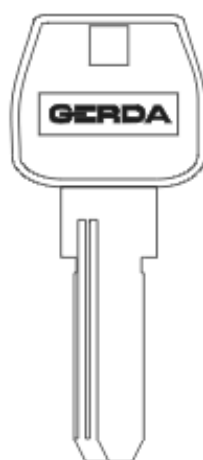
## GERDA



KL GERDA WW



KL GERDA RIM



KL GERDA MT1



KL GERDA WKM

## Klucze do klódek

## zastrzeżony



KL GERDA KL1



KL GERDA KL2



KL GERDA KL3



KL GERDA WKM3  
(dostępny tylko u  
producenta)

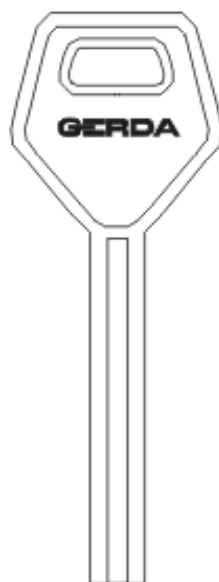
## GERDA klucze specjalne



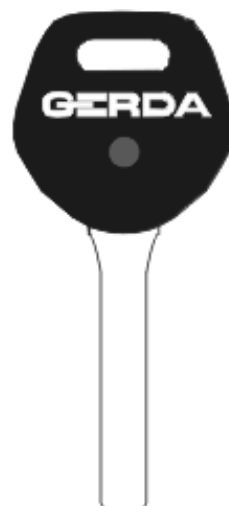
KL GERDA CL1



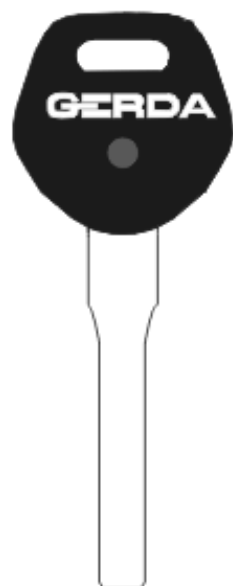
KL GERDA CL2



KL GERDA CL3



KL GERDA CL4



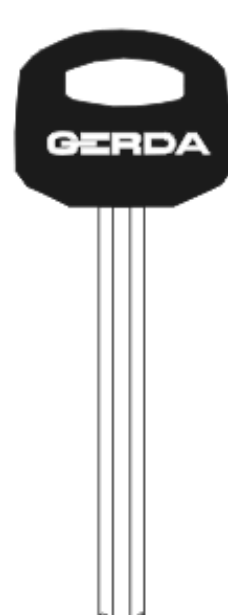
KL GERDA CL5



KL GERDA CL6

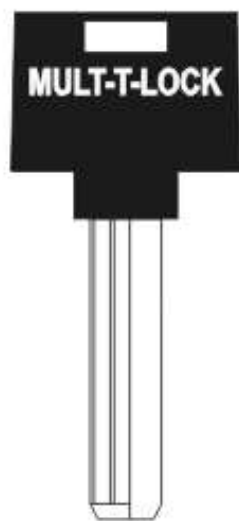


KL GERDA CL8




KL GERDA CL9

## MULT-T-LOCK



S13MTKP MULT

## ROYAL-LOCK



S13MTKP ROYAL

## S I S O



- EVD1P SISO (102)
- EVD2P SISO (107)
- EVD3P SISO (106)



SISO

## M &amp; D



MD A2

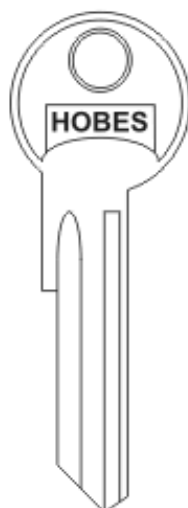
## P O K Ó J



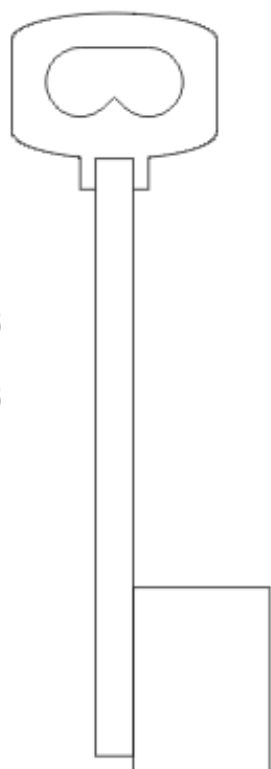
TARNÓW

 - MALY DL - MALY DL S

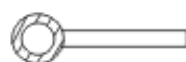
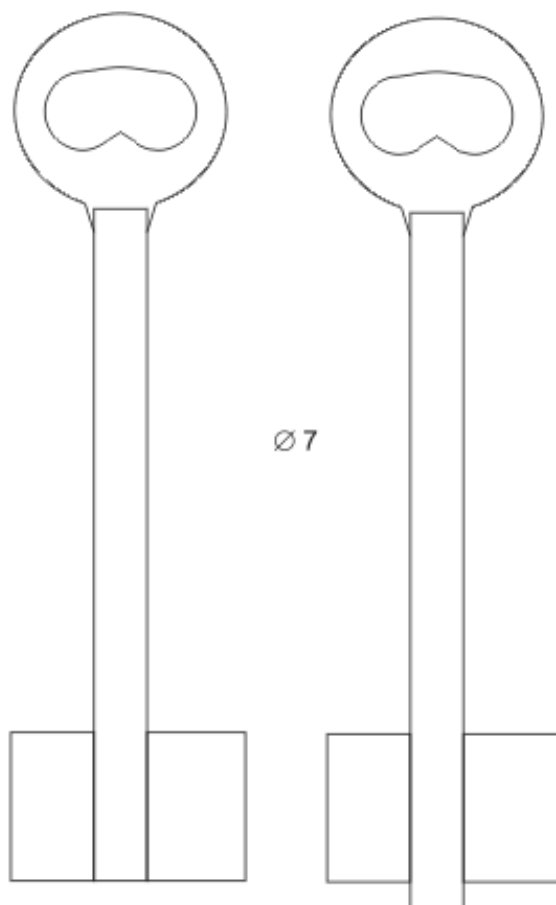
## H O B E S



HOBES

**KLUCZE  
JEDNOPIÓRÓWE**


Ø 5,5  
 Ø 6  
 Ø 6,5  
 Ø 7  
 Ø 8


**ZAS**
**KLUCZE  
DWUPIÓRÓWE**


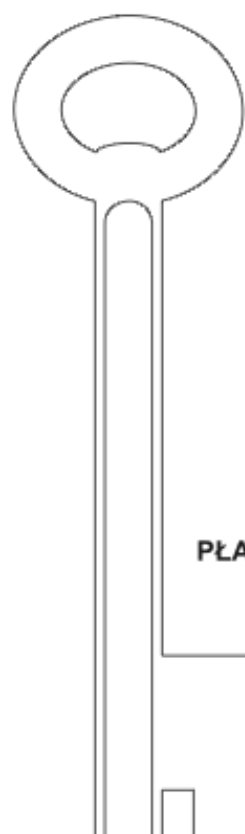
Ø 6  
 Ø 7  
 Ø 8

Ø 7

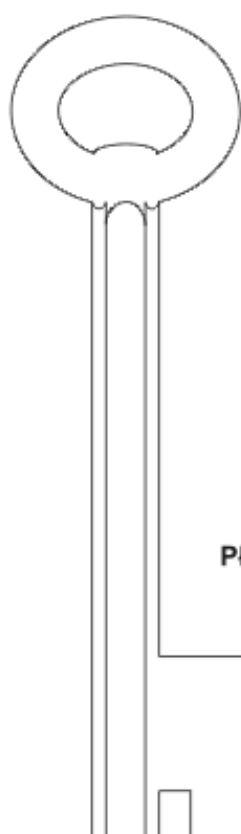

**ZAS DWUP**

**ZAS DWUP DZ**

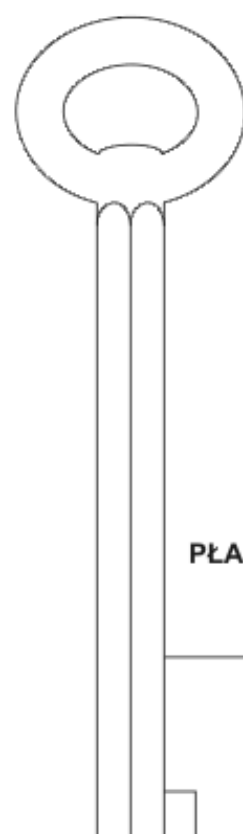
## KLUCZE PŁASKIE



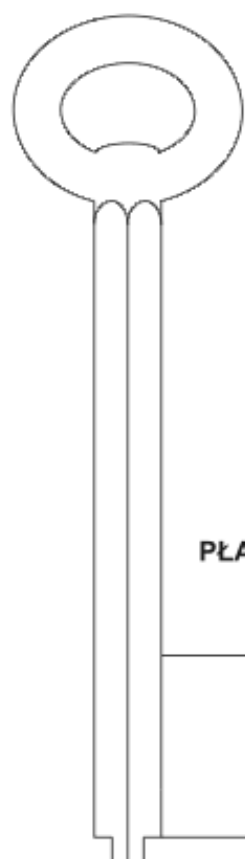
PŁASKI A



PŁASKI B



PŁASKI B S



PŁASKI D

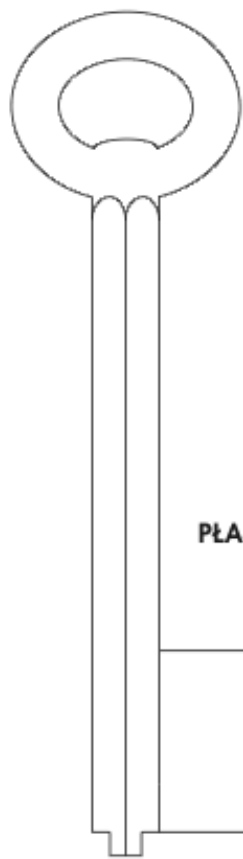


PŁASKI D S

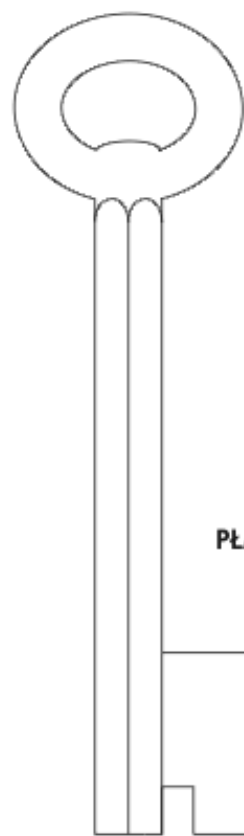




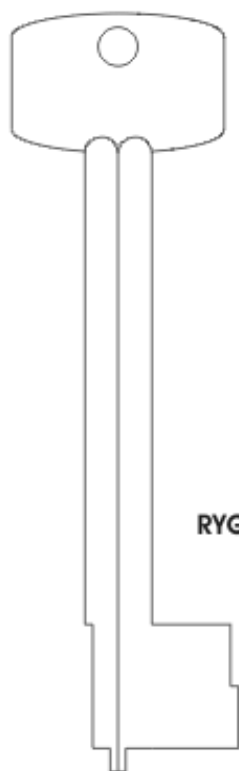
## KLUCZE PŁASKIE



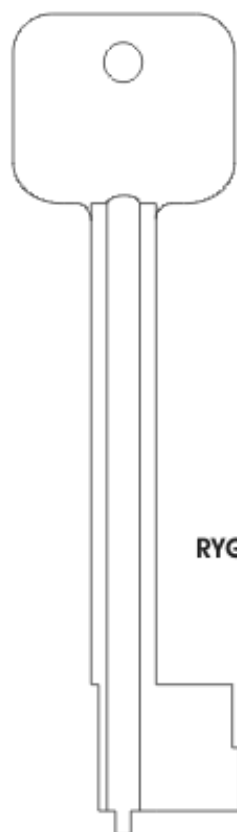
PŁASKI E



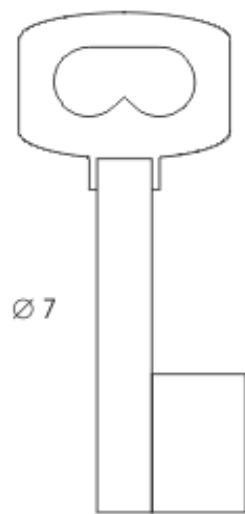
PŁASKI F



RYGLOWY



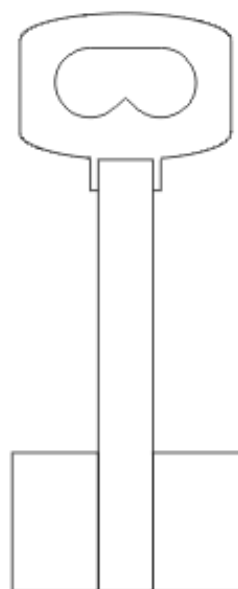
RYGLOWY A

KLUCZE DO  
KASETEK

Ø7



KASETKA

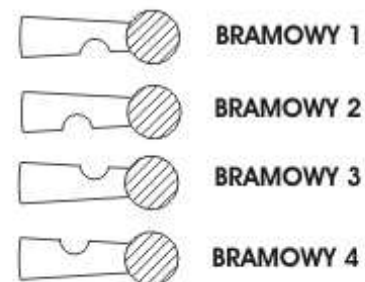
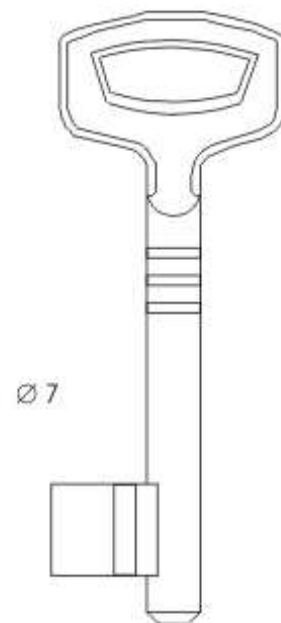
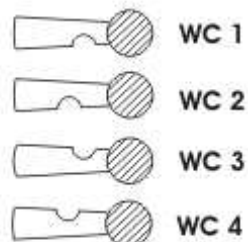
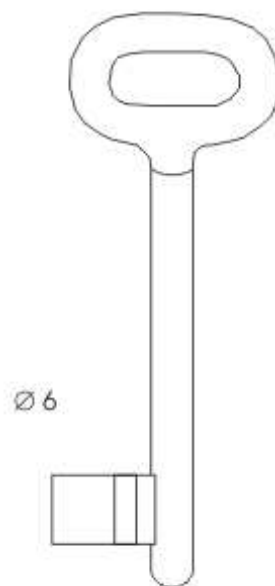
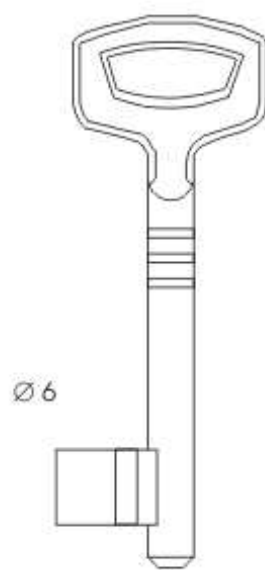


Ø7

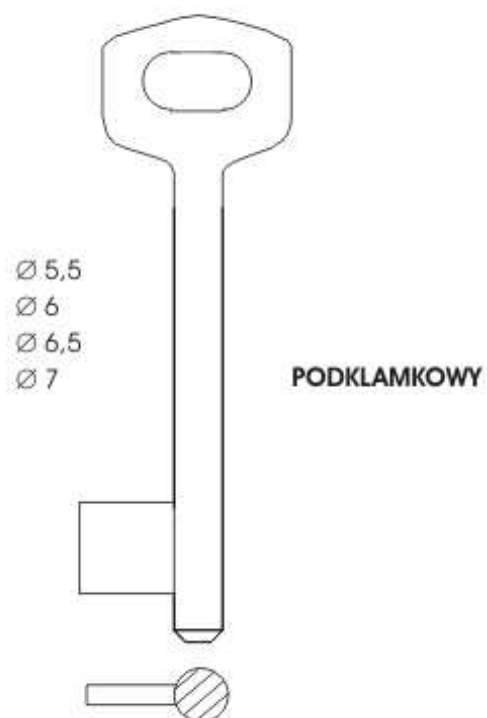
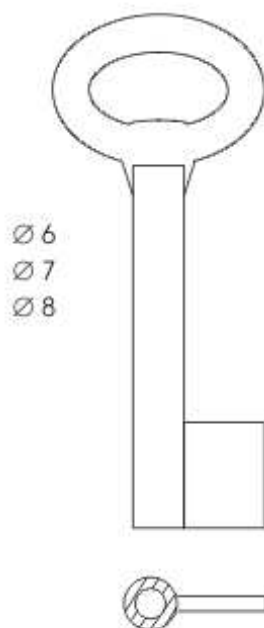


KASETKA DWUP

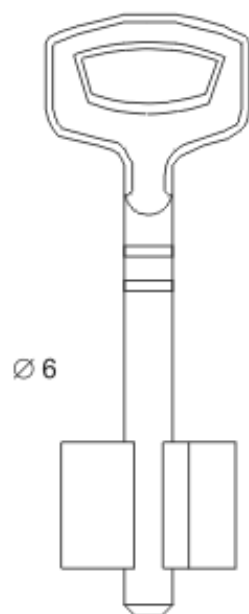
## KLUCZE DO ZAMKÓW WIELOZASTAWKOWYCH



## KLUCZE DO KLÓDEK



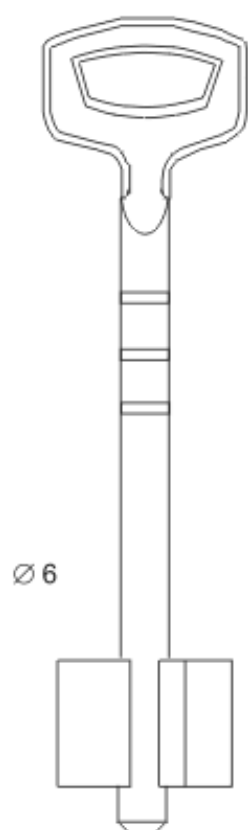
## KLUCZE DO ZAMKÓW WIELOZASTAWKOWYCH

 $\varnothing 6$ 

WC DWUPIO 1



WC DWUPIO 2

 $\varnothing 6$ 

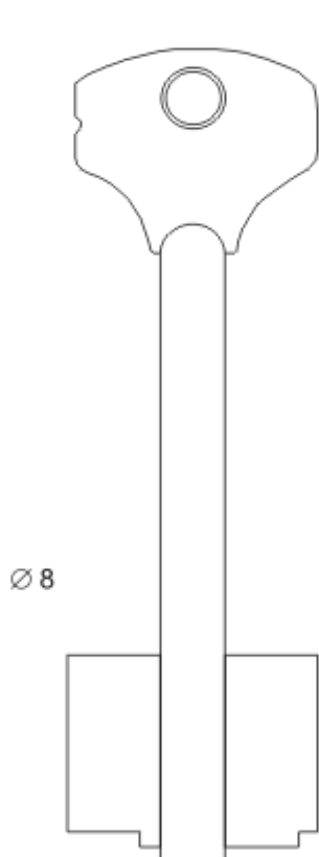
WC DWU 1 DL



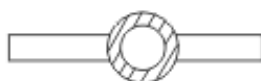
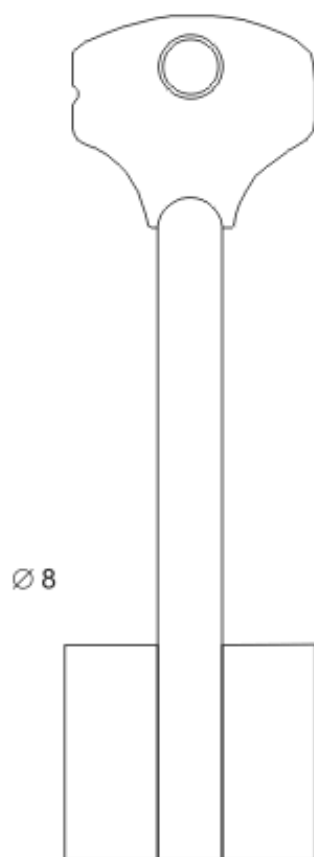
WC DWU 2 DL

## PRZYSZŁOŚĆ

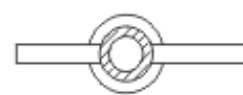
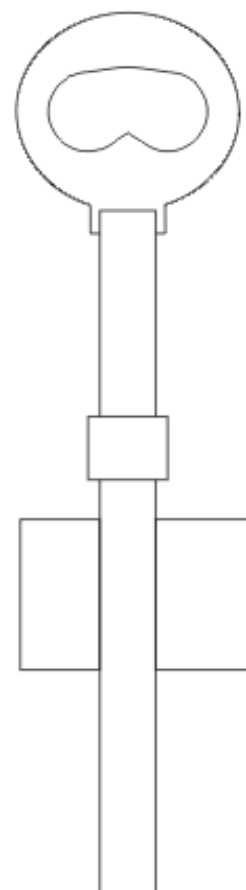
## ROMUS



KL BASTION102

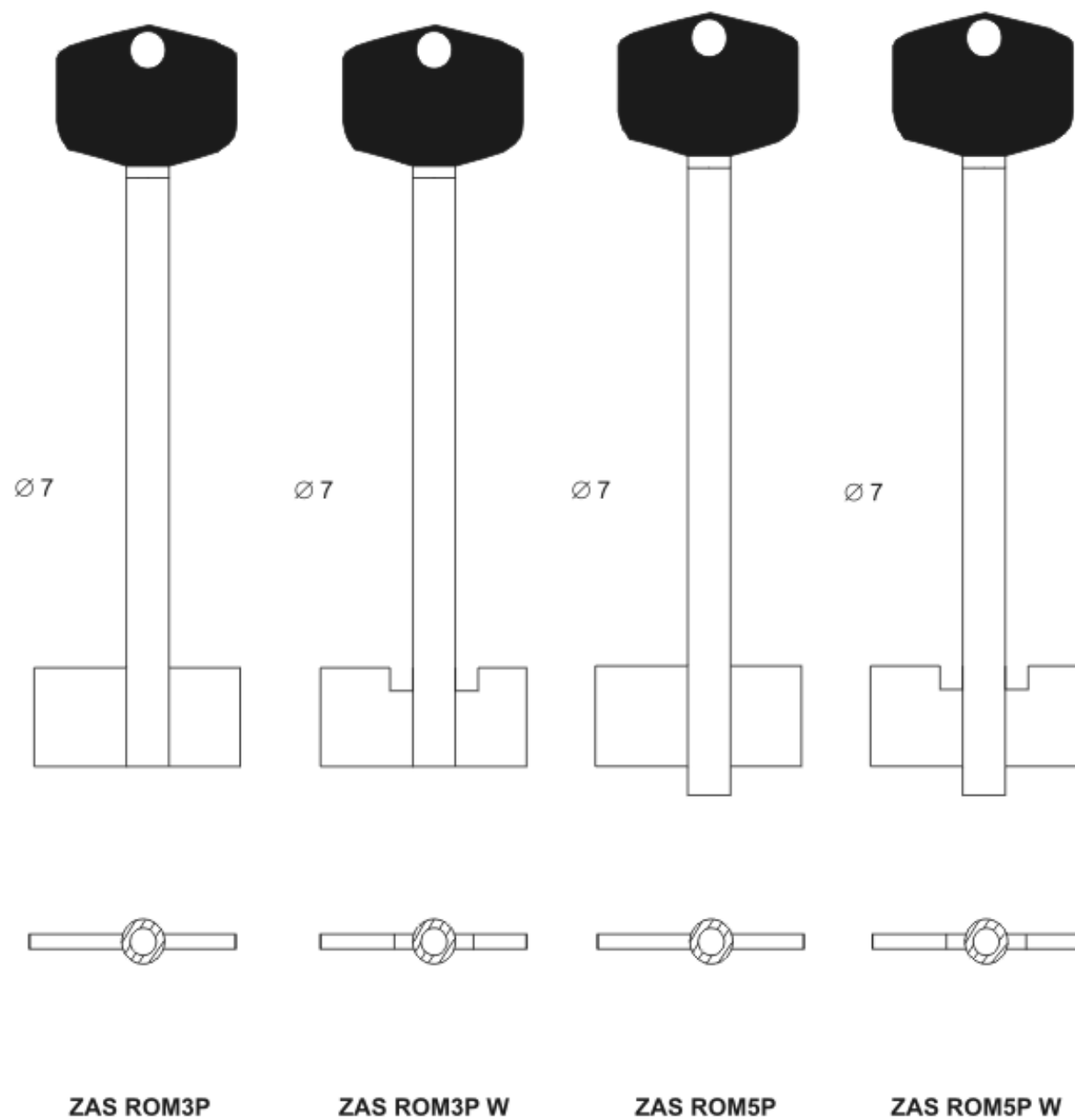


KL BASTION202



ZAS ROM5 WEW

## R O M U S

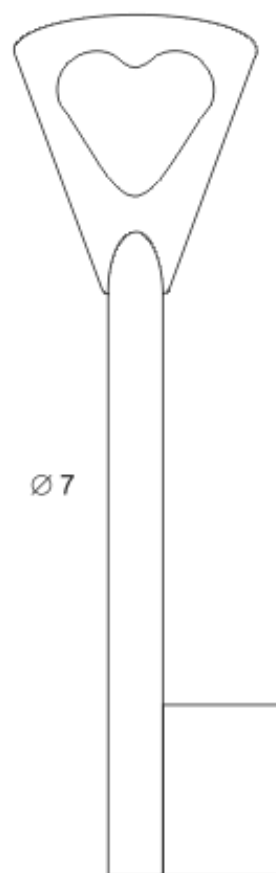


## SKARBIEC

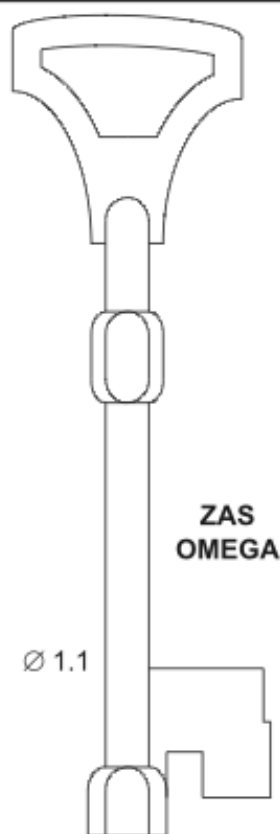
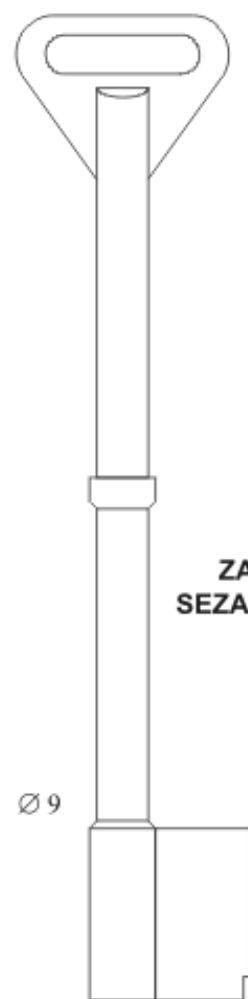
## TYTAN (ATLAS)



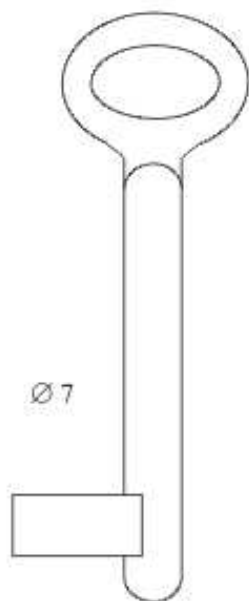
SKARBIEC



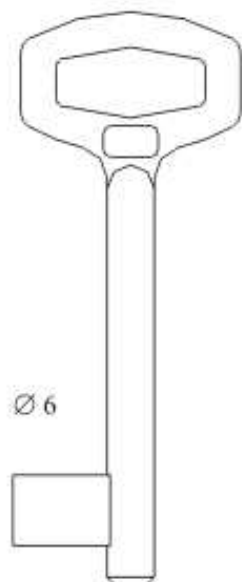
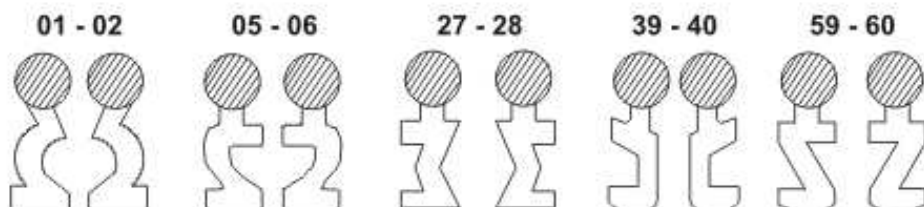
ZAS TYTAN

**ZAS  
OMEGA** $\varnothing 1.1$ **ZAS  
PERSEUSZ** $\varnothing 6$ **ZAS  
SEZAM** $\varnothing 9$ **ZAS  
SEZAM DL** $\varnothing 9$ 


LOB



AR 01



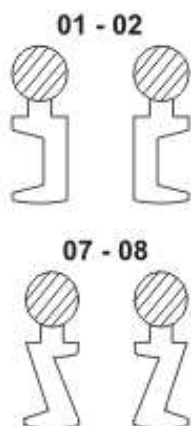
AR 03



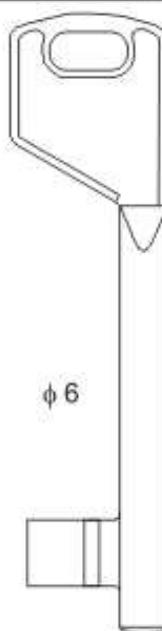
BODA



BODA



HOBES

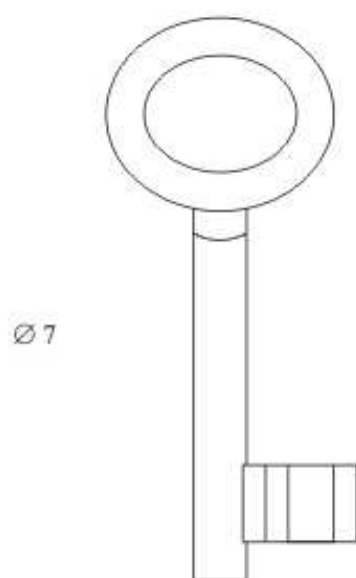


HOBES 36 F16



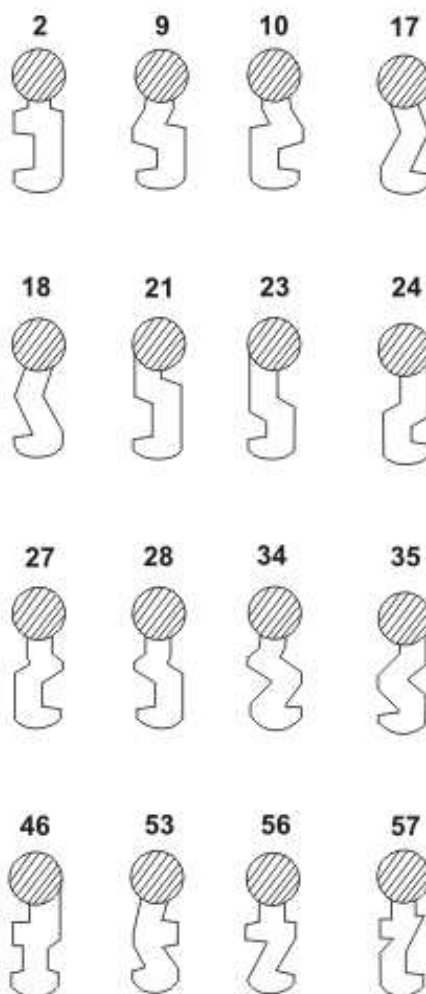


## ELTO

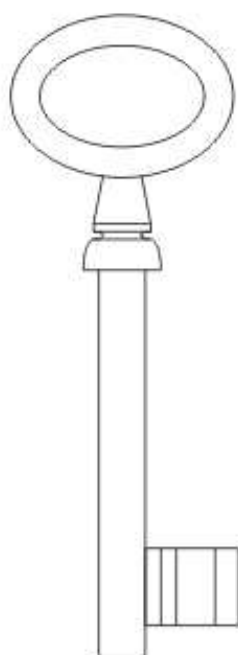


Ø7

ZNAL3

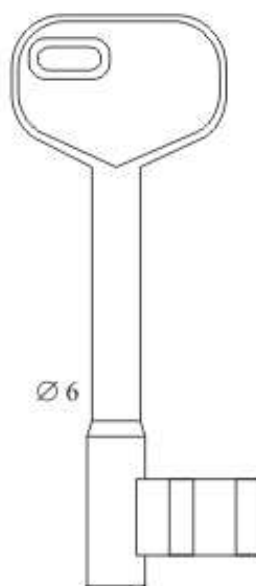


## JANIA

Metalplast  
Częstochowa

KL JANIA

(dostępne profile od 1 do 26)

**UWAGA! Numer na piórze**

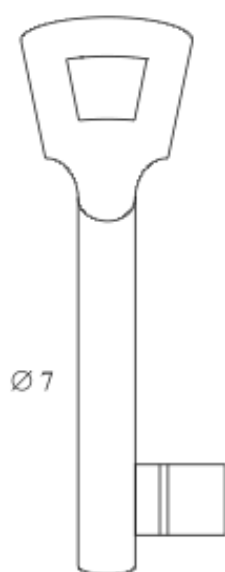
Ø6



ZNAL MAŁA G

(dostępne profile od 1 do 60  
oprócz numerów :  
31,32,39,40)


## GERDA




ZW100

Ø7


05 - 06



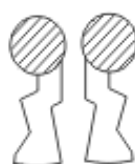
23 - 24




27 - 28



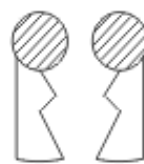
35 - 36



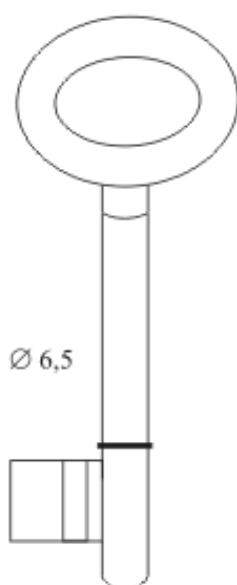
39 - 40



55 - 56



## WOŁOMIN



MM

Ø6,5

11



13



15



17



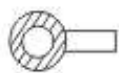
19



## PRZYSZŁOŚĆ



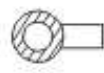
Ø7



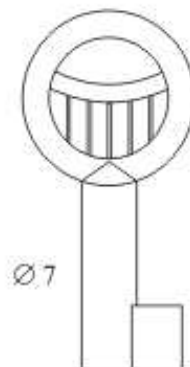
KL ETA



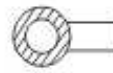
Ø6



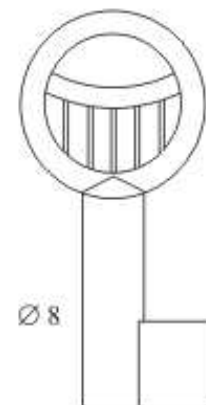
KL MARS 50



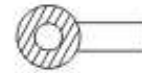
Ø7



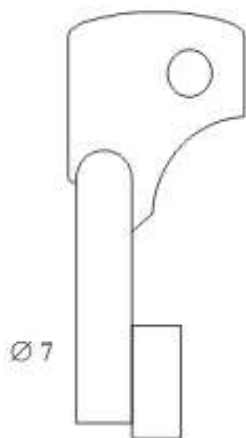
KL MARS 60



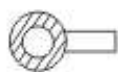
Ø8



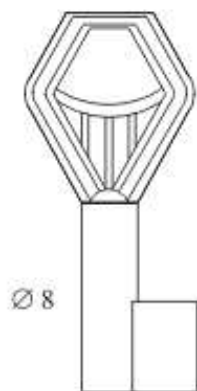
KL MARS 70



Ø7



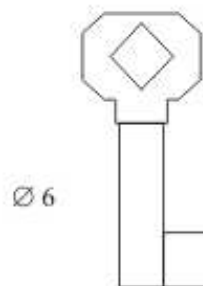
KL PROTON



Ø8



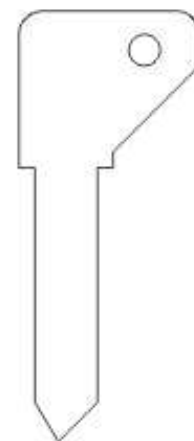
KL URAN



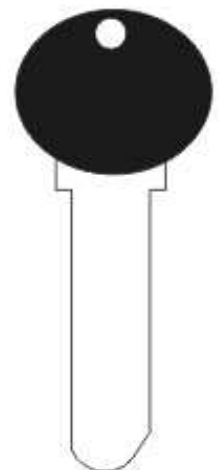
Ø6



KL POCZTOWY



KL KABRO

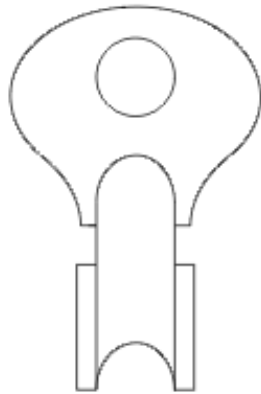


KL SZYFROWY

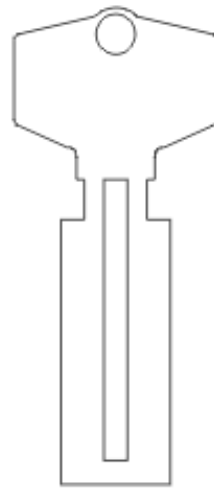




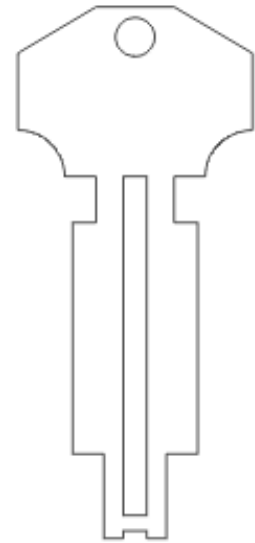
**ALFA  
(BETA)**



**KL WINDA**



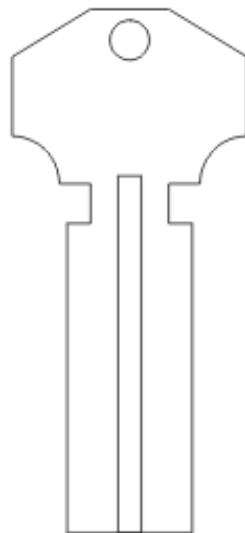
**LIDER**



**MILLE DUŻY**



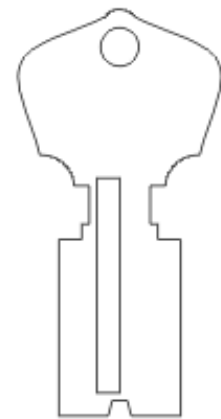
**MILLE MAŁY**



**MILLE PEŁNY**



**OMEGA**



**OMEGA S**



E-261-110



E-221-110



E-281-110



E-271-110



E-211-110



E-251-110



E-252-110



E-241-110

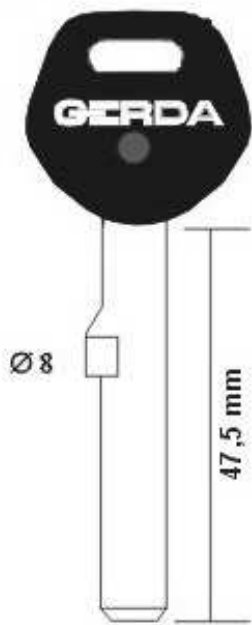


E-231-110

DOSTĘPNE W NASTĘPUJĄCYCH WYKONANIACH:

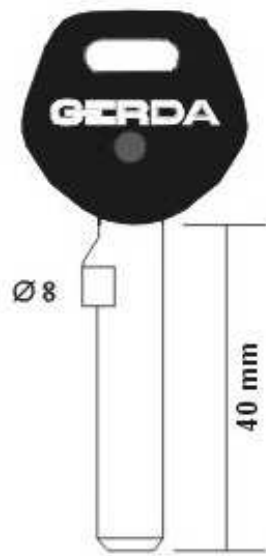
G1 - CZARNY NIKIEL; G2 - CHROM POŁYSK; G3 - MOSIĄDZ POŁYSK; G4 - PATYNA NA MOSIĄDZU

## K A S T A




Ø 8

47,5 mm

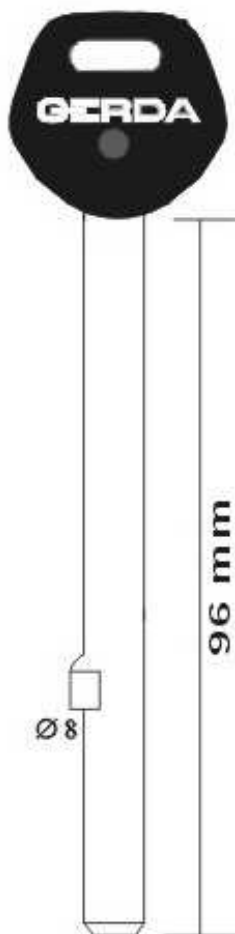
KL GERDA  
GT 2

Ø 8

40 mm

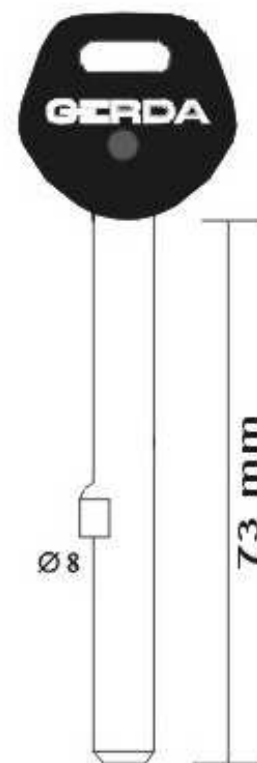
KL GERDA  
GT 3

KL KASTA



Ø 8

96 mm

KL GERDA  
GT 7

Ø 8

73 mm

KL GERDA  
GT 8



**BREL SKORA TU**



**BREL MET AZUR**




**BREL MET OTW**



**BREL ZE WOZ2**



**BREL GRUSZKA**



**BREL HOTELOWY**  
(na zamówienie)



**BREL ZETON**  
(na zamówienie)

## KARABIŃCZYKI METALOWE NIKLOWANE



KARABINCZYK



KARABIN NIK D



KARABIN NIK S



KARABIN NIK M

IDENTYFIKAT 2  
(dwustronny)IDENTYFIKAT  
(jednostronny)

KÓŁKO

\* dostępne średnice:  
- bez przekrępowania



16mm (opak. 200 szt)

22mm (opak. 100 szt)

26mm (opak. 100 szt)

32mm (opak. 100 szt)

- z przekrępowaniem



20mm (opak. 50 szt) PK

25mm (opak. 50 szt) PK

NASAD VIST MA  
(mała)NASAD VIST  
(duża)



## ŁAŃCUSZKI METALOWE CHROMOWANE



LANCUSZEK CDN

 $\phi$  3,5 dł. 60 cm


LANCUSZEK CDB

 $\phi$  3 dł. 60 cm

LANCUSZEK CKG

 $\phi$  2 dł. 30 cm

lub

LANCUSZEK CDG

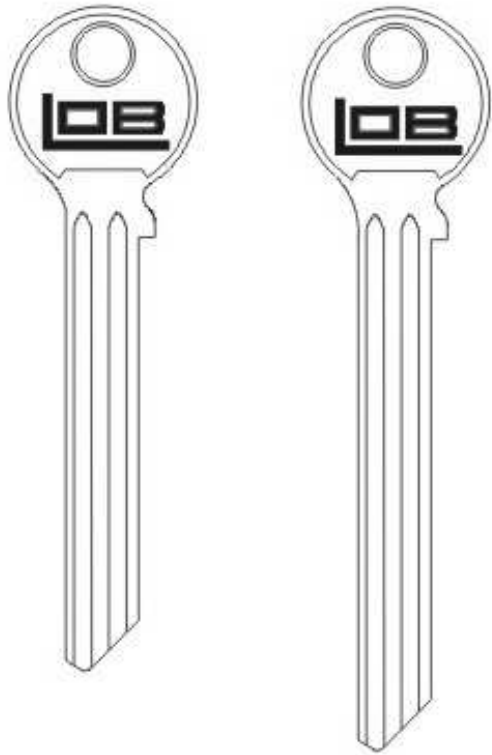
 $\phi$  2 dł. 60 cm


LANCUSZEK CKC

 $\phi$  1,5 dł. 30 cm


# VII KLUCZE WYCOFANE Z PRODUKCJI VII

**LOB**



**AB100**

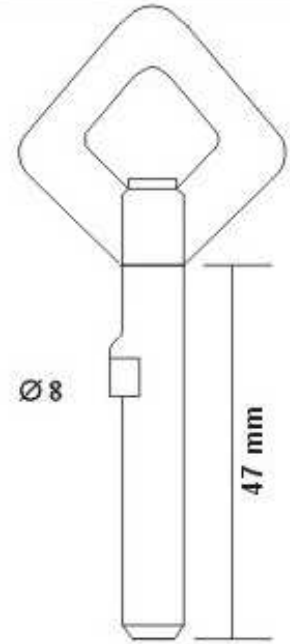


**AB401**

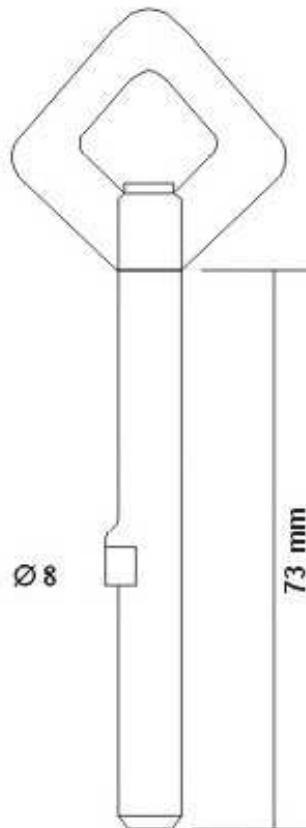
**GERDA**




 **KL GERDA CL7**



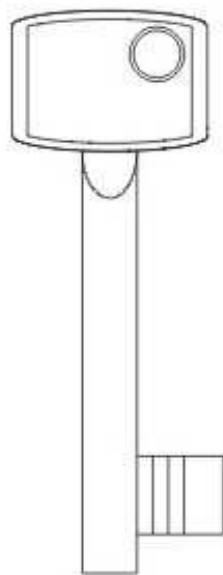
 **KL GERDA GT 1**



 **KL GERDA GT 5**



 **KL GERDA GT 6**



Ø7

ZNAL2

